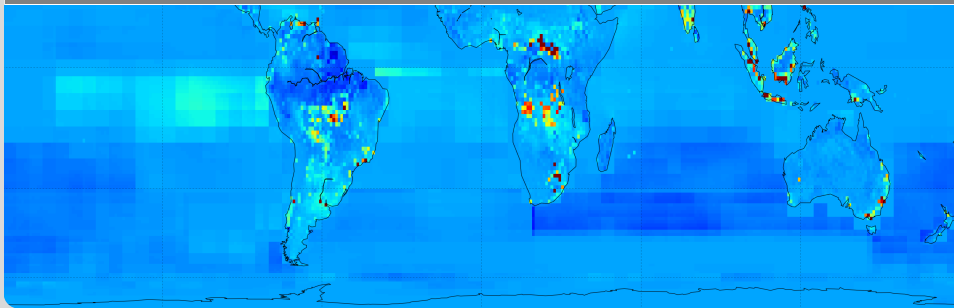


hg init science

Arne Babenhauserheide | 24. Juli 2014

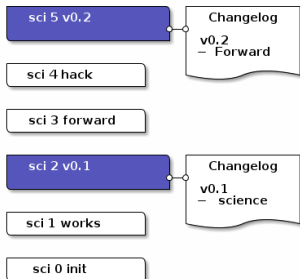
IMK-ASF, REMOTEC GHG-GROUP, VIA ANDRÉ BUTZ



Goals of my talk

- convey solid hg skills for subversion users
- present new options for tm5

Step back: Backup Folders



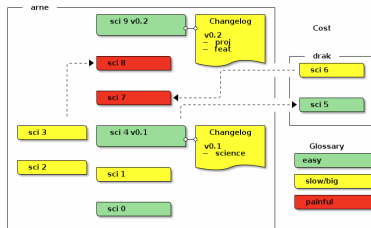
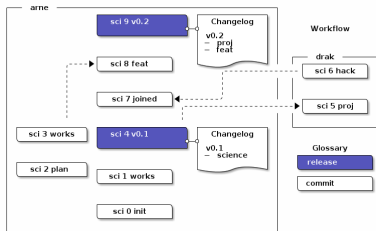
Process:

- One folder per version

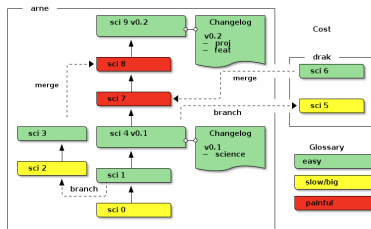
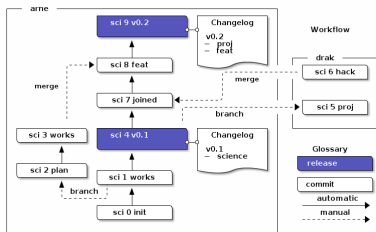
Problems:

- Slow
- Bookkeeping
- non-linear changes
- diskspace
- collaborating

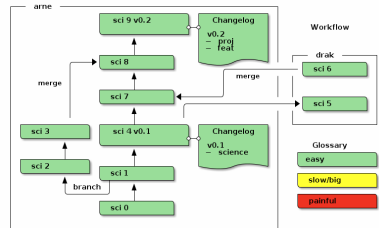
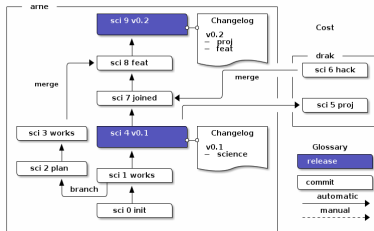
Workflow Cost: Backup Folders



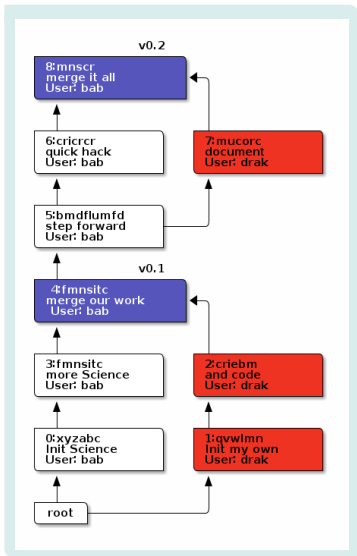
Workflow Cost: Subversion



Workflow Cost: Mercurial

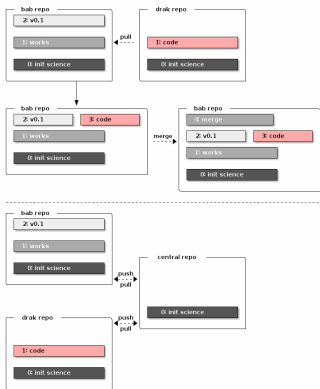


Branch and Merge: Asynchronous work



- Cheap snapshots
 - when you take a break
 - when something works
 - before you start debugging
 - ...
- Diff, Log and Merge
 - What changed?
 - When did we do *this*?
 - Combine our work!

Push and Pull: Collaborate



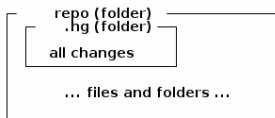
- exchange
- central repo
- push and pull
- merge

repo (“repository”):

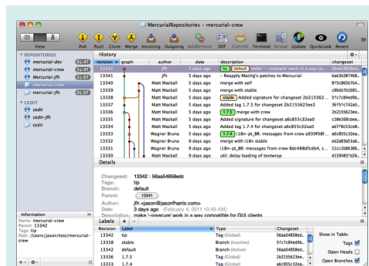
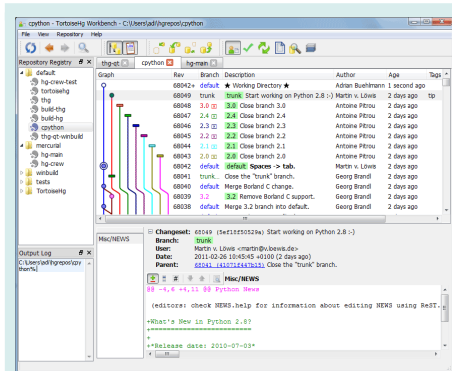
A folder with history and a working copy.

working copy:

The files and folders you currently work on.



- log: automated bookkeeping
- commit: branch and merge
- collaborate: pull and push



MacHg (well, Mac :))
jasonfharris.com/machg/

TortoiseHg (Windows, GNU/Linux, MacOSX)
tortoisehg.bitbucket.org

I will not show these here. See their tutorials.

Username in config!

```
[ui]
```

```
username = NAME <me@x.org>
```

config file

- Windows:
%USERPROFILE%\mercurial.ini
- MacOSX, GNU/Linux:
\$HOME/.hgrc
- Per repo:
<repo>/hg/hgrc

hg help: essential

- hg help <cmd>
- first line: Usage
- end: The options

See also:

```
hg help templates
hg help revsets
hg help hgrc
hg help # topics
```

help example

Usage:

```
LC_ALL=C hg help commit | head -n 1
hg commit [OPTION]... [FILE]...
```

Options:

```
LC_ALL=C hg help commit | tail -n 7 | head -n 3
-S --subrepos          recurse into subrepositories
  --mq                 operate on patch repository
-o --obsolete VALUE [+]
```

Create a new repository

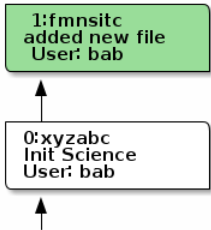
```
hg init
```

Example: Init

```
hg init testproject  
cd testproject
```

Save and Inspect versions

- add: new files
- commit: save



1:fmnsitc
added new file
User: bab

0:xyzabc
Init Science
User: bab

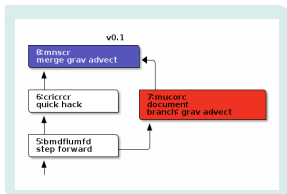
- status: modified files
- diff: what would be committed
- log: show versions (-G: Graph)

```
hg log -G -r -1:-3
```

```
@ Änderung:      36:98fe4e674f84
| Marke:         tip
| Nutzer:        Arne Babenhaus...
| Datum:         Thu Jul 24 11:50:36 2014 +0200
| Zusammenfassung: Added signature for changeset 5c95d52441ce
|
o Änderung:      35:5c95d52441ce
| Nutzer:        Arne Babenhaus...
| Datum:         Thu Jul 24 11:50:31 2014 +0200
| Zusammenfassung: Added tag 0.2.1 for changeset 259bf8608903
|
o Änderung:      34:259bf8608903
| Marke:         0.2.1
| Nutzer:        Arne Babenhaus...
| Datum:         Thu Jul 24 11:50:23 2014 +0200
| Zusammenfassung: Sharing + Exchange and Share - and renamed exampl
|
```

Example: Save and Inspect

```
echo "co2" > tracers.txt  
hg add tracers.txt  
hg status  
hg diff  
hg commit -m "added co2 as tracer"  
hg log -G # enable graphlog extension for old versions
```



- update: Change the working copy to another version
- branch: Collect the following commits under a name
- merge: Combine two branches

Example: Branch and Tag

```
echo "co" >> tracers.txt
hg commit -m "added co"
hg update 0
echo "ch4" >> tracers.txt
hg ci -m "added ch4"
hg log -G
hg merge
hg diff
hg commiit -m "merged co and ch4"
hg log -G
```

Clone and Serve

- `clone`: Copy a repository and remember the source
- `serve`: Share over the network for clone, pull and push

```
hg clone project experiment # local folder
hg clone ssh://imkpcabu/path/to/repo # friend machine
hg clone ssh://hg@bitbucket.org/remotec/sim # ssh server
hg clone http://draketo.de/proj/hgsite # static http
```

Pull and Push

- `pull`: get versions
 - `pull -u`: get all versions and update the working copy¹
 - `push`: copy versions elsewhere
 - `incoming/outgoing`: what would be pulled or pushed
- ¹: merges uncommitted changes: `diff` and `commit` before `pull -u`!

Example: Exchange

```
cd ..  
hg clone testproject testethane  
cd testethane  
echo "c2h6" >> tracers.txt  
hg ci -m "added ethane"  
hg log -G  
hg outgoing  
cd ../testproject  
hg incoming ../testethane  
hg status # no changes to commit  
hg pull -u  
hg log -G
```

SSH-key

```
ssh-keygen # hit enter a few times  
cat ~/.ssh/id_rsa.pub
```

Upload on <https://bitbucket.org/account/user/USERNAME/ssh-keys/>

Persistent authentication with the ~/.hgrc

[auth]

```
bb.prefix = https://bitbucket.org/USERNAME/
```

```
bb.username = USERNAME
```

```
bb.password = PASS
```

<http://hgtip.com/tips/advanced/2009-10-01-configuring-user-auth-https/>

Authentication with the keyring

<http://mercurial.selenic.com/wiki/KeyringExtension>

Linked repositories: Useful but brittle

- share libraries in multiple repos
- broken subrepo, **broken parent**
- thin shell: Most resilient. Replaceable

path rewriting in `.hgsub`

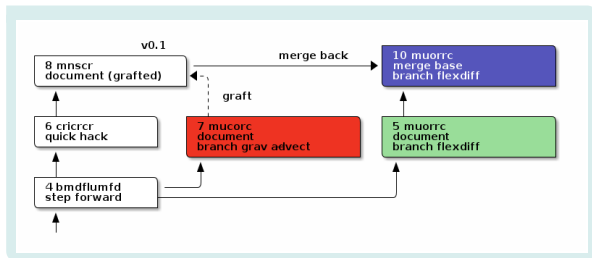
```
SRC/remotec_core = SRC/remotec_core
SRC/sim_retrieval = SRC/sim_retrieval
SRC/sim_create = SRC/sim_create
[subpaths]
# SRC/<reponame> -> bb.org/<owner>/<reponame>
https://(.*)@bitbucket.org/(.*)/sim/SRC/(.*) = https://\1@bitbucket.org/\2/\3
ssh://hg@bitbucket.org/(.*)/sim/SRC/(.*) = ssh://hg@bitbucket.org/\1/\2
```

Local changes

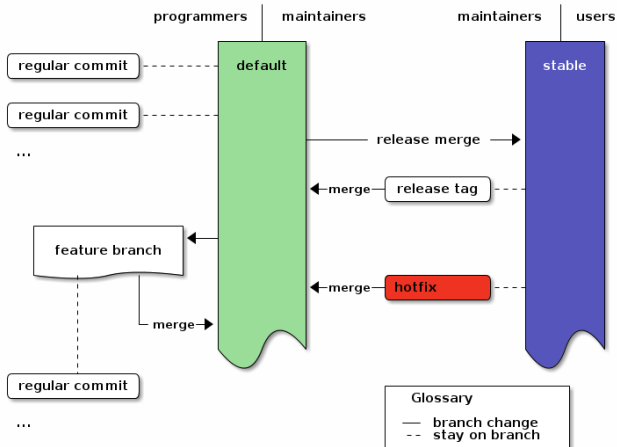
- `init`: Create a new repository
- `diff`: See what you would commit
- `commit`: Save a new version
- `update`: Switch to another version
- `merge`: Recombine asynchronous work (do it often!)

Exchange versions

- `clone`: Copy a repository
- `pull/push`: Exchange versions
- `incoming/outgoing`: See what you would pull or push



Advanced: Release-cycle



All development starts on default. Only maintainers touch stable.

Tasks and Commands Overview

create a project:

```
$ hg init project
$ cd project
$ (add some files)
$ hg add
$ hg commit
(enter the commit message)
```

do nonlinear development:

```
$ (do some changes)
$ hg commit
(enter the commit message)
$ hg update 0
$ (do some changes)
$ hg commit
(enter the commit message)
$ hg merge
$ (optionally hg resolve)
$ hg commit
(enter the commit message)
```

use feature clones:

```
$ cd ..
$ hg clone project grav-advect
$ cd grav-advect
$ (do some changes)
$ hg commit
(enter the commit message)
$ cd ../project
$ hg pull ../grav-advect
```

use named branches:

```
$ hg branch BRANCHNAME
$ hg update BRANCHNAME
$ hg merge OTHERBRANCH
$ hg commit --close-branch -m "finished"
```

share your repository via the integrated webserver:

```
$ hg serve &
$ cd ..
$ hg clone http://127.0.0.1:8000 project-clone
```

export changes to files:

```
$ cd project-clone
$ (do some changes)
$ hg commit
(enter the commit message)
$ hg export tip > ../changes.diff
```

import changes from patches:

```
$ cd ../project
$ hg import ../changes.diff
```

pull changes from a served repository (hg serve still runs):

```
$ cd ../grav-advect
$ hg pull http://127.0.0.1:8000
```

Use shared repositories on BitBucket:

```
$ (setup bitbucket repo)
$ hg push https://bitbucket.org/USER/REPO
(enter name and password in the prompt)
$ hg pull https://bitbucket.org/USER/REPO
```

Send patches by email:

```
$ hg help hgcr | grep " \[smtp\]" -A 38
$ (configure in ~/.hgrc)
$ hg email --to group@example.com
```

See also

Activate extensions:

```
$ echo '[extensions]' >> ~/.hgrc
```

```
$ echo 'EXTENSION=' >> ~/.hgrc
```

Activate extension temporarily:

```
$ hg --config extensions.gpg= hg help sign
```

command abbreviations:

```
$ hg ci # commit
```

```
$ hg st # status
```

(any unambiguous prefix)

create branch:

```
$ hg branch grav-advect
```

(do some changes)

```
$ hg commit
```

(write commit message)

switch to:

```
$ hg update grav-advect
```

include (merge):

```
$ hg update default
```

```
$ hg merge grav-advect
```

```
$ hg commit
```

(write commit message)

Finish (close):

```
$ hg update grav-advect
```

```
$ hg commit --close-branch -m "fixed lightpath"
```

Revssets:

```
$ hg log -r "5::8" # follow the commits
```

```
$ hg log -r "keyword(fixes)" # search
```

```
$ hg log -r "branch(stable) and \  
not merge() and \  
not keyword(signature) and \  
not keyword(tag)"
```

Tag a release:

```
$ hg tag v0.1
```

See Tags:

```
$ hg tags
```

Sign changes:

```
$ (setup gpg)
```

```
$ hg sign
```

```
$ hg sigs
```

```
$ hg sigcheck v0.1
```

Undo last action (destructive!):

```
$ hg rollback
```

Further Reading:

- Mercurial in Workflows:
<http://mercurial.selenic.com/guide>
15 minute basics
- hg init:
<http://hginit.com>
simple guide for windows
- Using Extensions:
<http://mercurial.selenic.com/wiki/UsingExtensions>
optional features
- software carpentry

Thank you!

