

Release Notes

DataUp Excel Add-In

Release Date: October 2, 2012

These release notes contain last-minute release information for the DataUp Excel Add-In. This add-in is part of the DataUp Project, whose goal is to facilitate data management, sharing, and archiving for scientists. For more information on the DataUp Project, visit <http://dataup.cd1.org>. To obtain a copy of the user guide for the add-in, visit http://dataup.cdlib.org/dataup_user_guide.html.

System Requirements

The DataUp Excel Add-In requires the following:

- Windows XP, Windows Vista, Windows 7, or Windows 8.
- Excel 2007 or Excel 2010.
- Microsoft .NET Framework 4.0 or 4.5. See below.
- Visual Studio 2010 Tools for Office (VSTO) Runtime. See below.

Installing the .NET Framework

If you're not sure whether you have the right version of the .NET Framework, obtain the web installer for the 4.5 version here:

<http://www.microsoft.com/en-us/download/details.aspx?id=30653>

Installing the VSTO Runtime

Obtain the VSTO Runtime here:

<http://www.microsoft.com/en-us/download/details.aspx?id=20479>

This page provides downloads 32-bit and 64-bit versions of the runtime. These should be installed in 32-bit and 64-bit versions of Windows, respectively. If you are unsure as to whether your version of Windows is 32-bit or 64-bit, refer to this page:

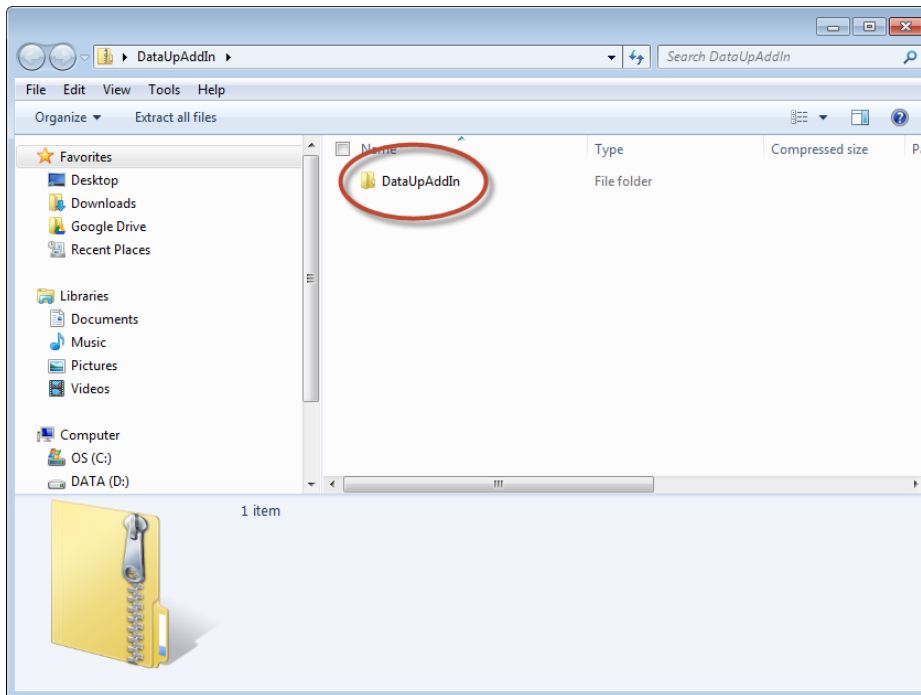
<http://support.microsoft.com/kb/827218>

Installing the Add-In

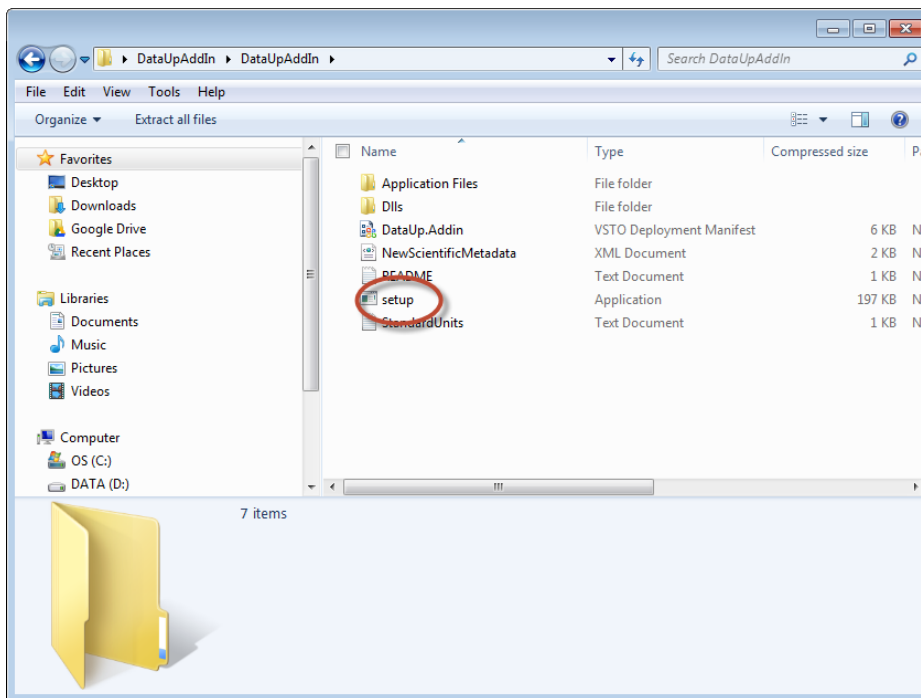
To obtain the Add-In, visit this web page:

http://dataup.cdlib.org/getting_started.html

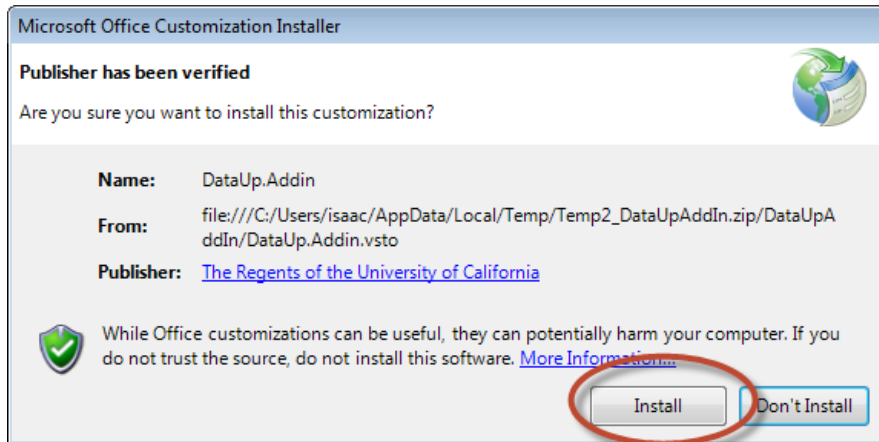
The download is packaged as a ZIP archive file called **DataUp.zip**. Locate this file on your disk and open it by double-clicking the file icon. You'll see a Windows Explorer window like this one:



Double-click the DataUpAddIn directory icon. A window like this appears



Double-click the **setup** application icon. The installer dialog appears:



Click on the **Install** button.

Uninstalling the Add-In

Installing the Add-In creates a “program” that can be uninstalled through the system control panel. Look in “Programs and Features” (Windows 7) or “Add and Remove Programs” (Windows XP) for a program called “DataUp.Addin”.